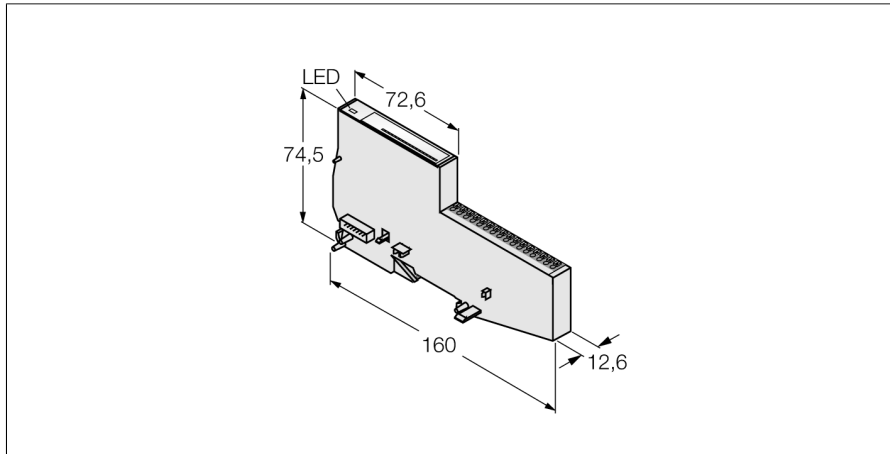


# BL20 Economy Module

## 16 Digital Inputs, PNP

### BL20-E-16DI-24VDC-P



- Fieldbus-independent
- Electronics and connection technology in one housing
- Connectivity: Push-in terminals
- Protection class IP20
- 16 digital inputs, 24 VDC
- P switching


#### Functional principle

Electronics and connection technology are integrated in the housing. A base module is not needed. Economy modules and modules with separate electronics and connection technology can be fitted into a station, provided the base modules feature tension spring connections.

The use of gateways makes economy modules completely independent from the higher level fieldbus.

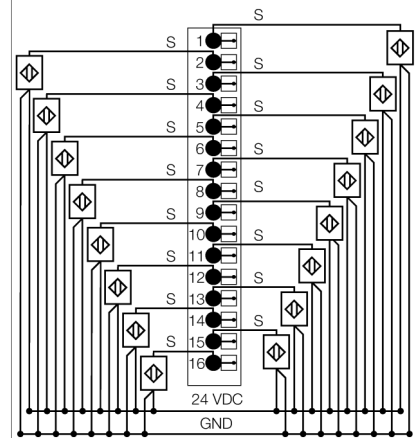
Type	BL20-E-16DI-24VDC-P
ID	6827231
Number of channels	16
Rated voltage from the supply terminal	24 VDC
Admissible range	18...30 VDC
Nominal current from field supply	≤ 3 mA
Nominal current from module bus	≤ 15 mA
Power dissipation, typical	≤ 1.5 W
Input type	PNP
Low level signal voltage	-30...+5 V
High level signal voltage	11...30 V
Low level signal current	-1...+1.5 mA
High level signal current	2...5 mA
Input delay	< 0.3 ms
Electrical isolation	electronics for the field level
Output connectivity	Push-in
Dimensions (W x L x H)	12.6 x 160 x 74.6 mm
Approvals	CE, cULus, zone 2, Class I, Div. 2
Ambient temperature	0...+55 °C
Storage temperature	-25...+85 °C
Relative humidity	15...95 %, no condensation allowed
Vibration test	Acc. to EN 61131
Shock test	Acc. to IEC 60068-2-27
Drop and topple	acc. to IEC 68-2-31 and free fall to IEC 68-2-32
Electromagnetic compatibility	Acc. to EN 50082-2
Protection class	IP20
MTTF	784 years acc. to SN 29500 (Ed. 99) 20 °C

## Terminal assignment

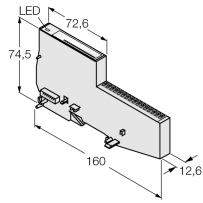
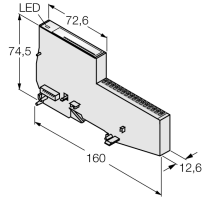
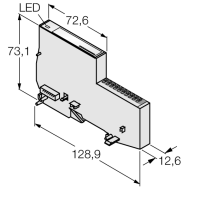
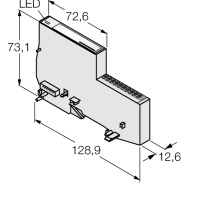


### Digital Inputs

### Pin Assignment



## Accessories

Type code	Ident-No.		Dimension drawing
BL20-E-16UL	100001337	BL20 ECO module with 16 connection terminals for wiring 24 VDC potential from the UL field supply	 <p>Technical drawing showing the dimensions of the BL20-E-16UL module. The drawing is a perspective view of a rectangular module with a terminal block on the right side. Dimensions are: LED (top edge), 72.6 (width of terminal block), 74.5 (height of main body), 160 (total length), and 12.6 (height of terminal block).</p>
BL20-E-16GNDL	100001338	BL20 ECO module with 16 connection terminals for wiring GND potential from the UL field supply	 <p>Technical drawing showing the dimensions of the BL20-E-16GNDL module. The drawing is a perspective view of a rectangular module with a terminal block on the right side. Dimensions are: LED (top edge), 72.6 (width of terminal block), 74.5 (height of main body), 160 (total length), and 12.6 (height of terminal block).</p>
BL20-E-10UL	100001335	BL20 ECO module with 10 connection terminals for wiring 24 VDC potential from the UL field supply	 <p>Technical drawing showing the dimensions of the BL20-E-10UL module. The drawing is a perspective view of a rectangular module with a terminal block on the right side. Dimensions are: LED (top edge), 72.6 (width of terminal block), 73.1 (height of main body), 128.9 (total length), and 12.6 (height of terminal block).</p>
BL20-E-10GNDL	100001336	BL20 ECO module with 10 connection terminals for wiring GND potential from the UL field supply	 <p>Technical drawing showing the dimensions of the BL20-E-10GNDL module. The drawing is a perspective view of a rectangular module with a terminal block on the right side. Dimensions are: LED (top edge), 72.6 (width of terminal block), 73.1 (height of main body), 128.9 (total length), and 12.6 (height of terminal block).</p>