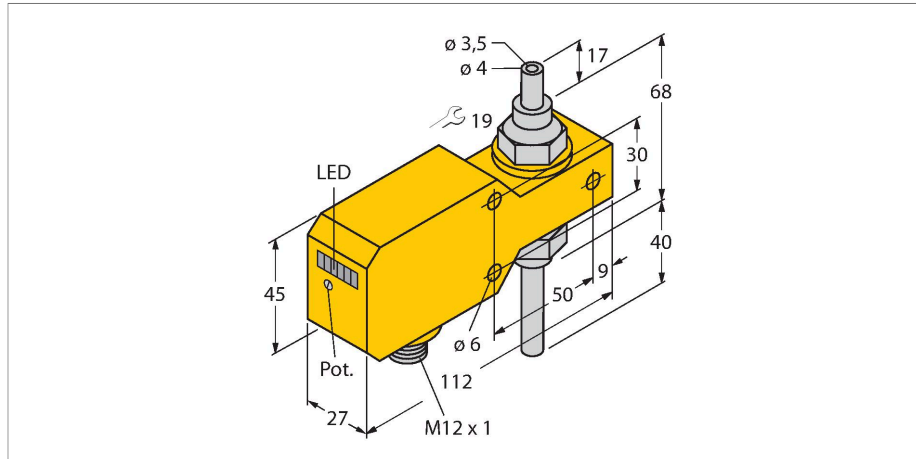


FCI-TCD04A4P-AP8X-H1141

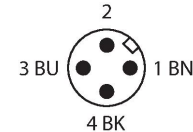
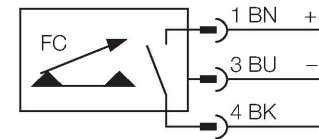
Flow Monitoring – Inline Sensor with Integrated Processor



Features

- Flow sensor for liquid media
- Calorimetric principle
- Adjustment via potentiometer
- LED band
- Operating range 1...200 ml/min
- Mechanical Connection: Barrel, 4 mm
- DC 3-wire, 19.2...28.8 VDC
- NO contact, PNP output
- Connector device, M12 × 1

Wiring diagram



Technical data

ID	6870656
Type	FCI-TCD04A4P-AP8X-H1141
Mounting	Inline sensor
Flow operating range	0.001...0.2 l/min
Stand-by time	5...20 s
Switch-on time	0.5...3 s
Switch-off time	0.5...3 s
Temperature gradient	≤ 400 K/min
Medium temperature	0...+60 °C
Ambient temperature	0...+60 °C
Electrical data	
Operating voltage U_b	19.2...28.8 VDC
Current consumption	≤ 50 mA
Output function	PNP, NO contact
Rated operational current	0.2 A
Voltage drop at I_o	≤ 1.5 V
Short-circuit protection	yes
Reverse polarity protection	yes
Protection class	IP67
Mechanical data	
Design	Inline
Housing material	Plastic, PBT
Sensor material	Stainless steel, 1.4571 (AISI 316Ti)
Electrical connection	Connector, M12 × 1

Functional principle

The function of the inline flow sensors is based on the thermo-dynamic principle. Heat is generated in a measuring tube and absorbed by the flowing medium. The transported heat loss is thus a measure of the flow speed. Thus TURCK's wear-free flow sensors reliably monitor the flow of gaseous and liquid media. A low pressure drop and fast response to flow rate variations are the outstanding features of these devices.

Technical data

Process Pressure	1 bar
Process connection	Barrel 4 mm
Switching state	LED chain, Green/yellow/red
Flow state display	LED chain
Indication: Drop below setpoint	LED Red
Indication: Setpoint reached	LED Yellow
Indication: Setpoint exceeded	4 × LEDs Green
Tests/approvals	
Approvals	cULus
UL registration number	E210608