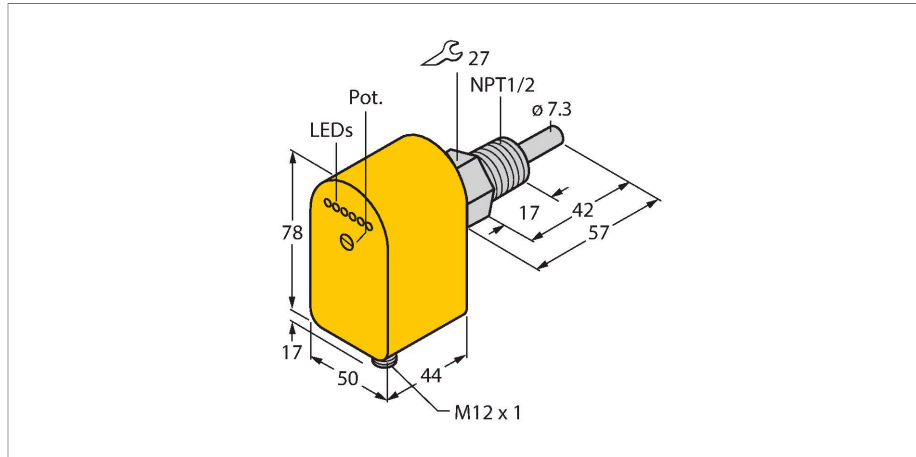


FCS-N1/2A4P-LIX-H1141/D037

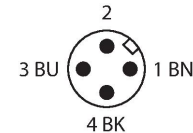
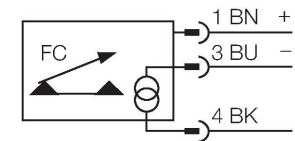
Flow Monitoring – Immersion Sensor with Integrated Processor



Features

- Sensor for liquid media
- Calorimetric principle
- Adjustment via potentiometer
- Status indicated via LED chain
- DC 3-wire, 19.2...28.8 VDC
- 4...20 mA analog output
- Connector device, M12 × 1

Wiring diagram



Functional principle

The function of immersion flow sensors is based on the thermodynamic principle. The sensor is heated up by a few degrees Celsius compared to the flow medium. If the medium flows past the sensor, the heat generated in the sensor is dissipated. The resulting temperature is measured and compared with the temperature of the medium. The flow condition of each medium can be derived from the temperature difference obtained. Thus, TURCK flow sensors reliably and wear-free monitor the flow of liquid or gaseous media.

Technical data

ID	6871043
Type	FCS-N1/2A4P-LIX-H1141/D037
Mounting	Immersion sensor
Water Operating Range	5...150 cm/s
Oil Operating Range	3...300 cm/s
Stand-by time	approx. 10 s
Setting time	1...15 s
Medium temperature	-20...+80 °C
Ambient temperature	-20...+70 °C
Electrical data	
Operating voltage U_s	19.2...28.8 VDC
Output function	Analog output
Short-circuit protection	yes
Reverse polarity protection	yes
Current output	4...20 mA
Load	200...500 Ω
Protection class	IP65
Mechanical data	
Design	Immersion
Housing material	Plastic, PBT
Sensor material	Stainless steel, 1.4571 (AISI 316Ti)
Max. tightening torque of housing nut	30 Nm
Electrical connection	Connector, M12 × 1
Process Pressure	100 bar

Technical data

Process connection	1/2" NPT
Flow state display	LED chain, red (1x), green (5x)
LED display	red = 4 mA 1x green > 4 mA 2x green > 8 mA 3x green > 12 mA 4x green > 16 mA 5x green = 20 mA
Tests/approvals	
Approvals	cULus
UL registration number	E210608

