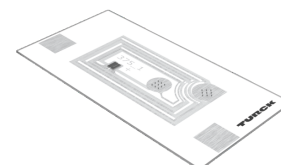
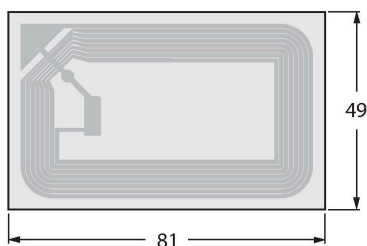


# TW-L81-49-P-B128 100PCS

## HF Tag – Smart Label



### Technical data

Type	TW-L81-49-P-B128 100PCS
ID	7030260
Remark to product	Smart-Label, self-adhesive
Data transfer	Inductive coupling
Technology	HF RFID
Operating frequency	13.56 MHz
Memory type	EEPROM
Chip	NXP I-Code SLI-X
Memory size	128 Byte
Memory	Read/Write
Freely usable memory	112 Byte
Number of read operations	unlimited
Number of write operations	10 <sup>5</sup>
Typical read time	2 ms/Byte
Typical write time	3 ms/Byte
Radio communication and protocol standards	ISO 15693 NFC Typ 5
Minimum distance to metal	10 mm
Temperature during read/write access	-20...+70 °C
Temperature outside detection range	-20...+70 °C
Design	Smart Label
Housing length	81 mm
Housing width	49 mm
Active area material	paper
Protection class	IP40

### Features

- EEPROM, memory 128 byte
- Not for direct mounting on metal

### Functional principle

The HF read/write devices operating at a frequency of 13.56 MHz form a transmission zone the size of which (0...500 mm) varies, depending on the combination of read/write head and tag used.

The read/write distances mentioned here only represent standard values measured under laboratory conditions, free from any influences caused by surrounding materials.

The read/write distances of tags suitable for mounting in/on metal were determined in/on metal.

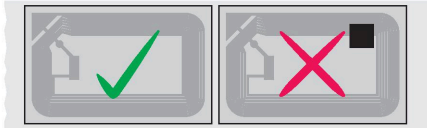
Attainable distances may vary by up to 30 % due to component tolerances, mounting conditions, ambient conditions and material qualities (especially when mounted in metal). Testing of the application under real operating conditions is therefore essential, especially with on-the-fly reading and writing!

## Technical data

Packaging unit

100

### Mounting instructions/Description



Defective tags are indicated by a black dot.  
Please do not use this tag.  
Upon delivery, the number of marked defective tags is added to the total number of Smart Labels delivered.

When mounting the tags, only remove them from the roll immediately before affixing them. Remove any dirt from the surfaces to be bonded and allow to dry. Liquids, oils, greases and other substances can reduce the effectiveness of the adhesive. If possible, affix the tag at room temperature (20–25 °C).