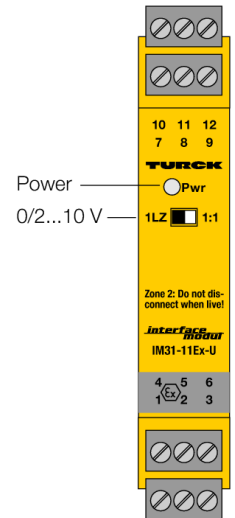
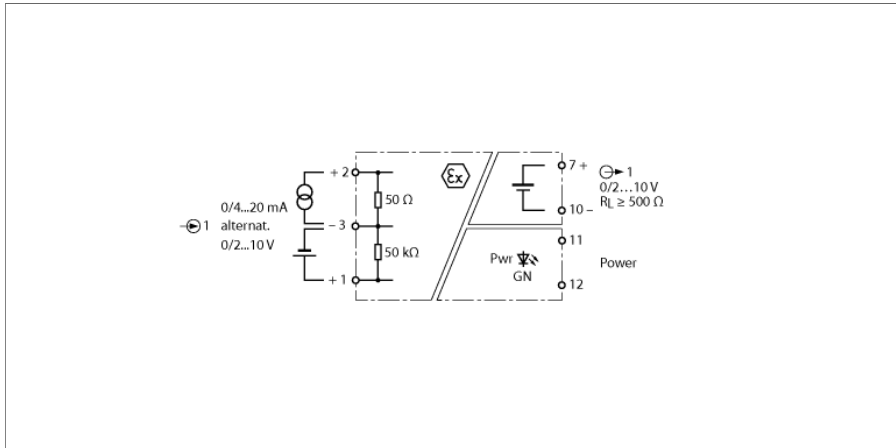


Analog signal isolator

1-channel

IM31-11EX-U



Normalized active voltage or current signals are transmitted via the 1-channel analog signal isolator IM31-11EX-U.

The device is equipped with one input circuit of 0/2...10 V or 0/4...20 mA and one short-circuit proof output circuit of 0/2...10 V.

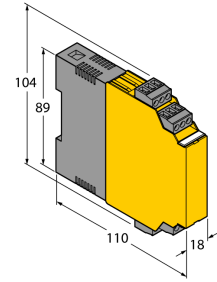
The transmission characteristic is adjusted via a DIP switch on the front. In switch position 1:1 the input signals are transmitted without interference and made available at the output in the non-Ex area. In "LZ" switch position, a dead-zero signal at the input (0...10 V / 0...20 mA) is converted and provided as a live-zero signal at the associated output (2...10 V).

A green LED indicates operational readiness.

- Transmission of normalized analog signals from the Ex area to the non-Ex area
- Input circuit: 0/2...10 V or 0/4...20 mA
- Output circuit: 0/2...10 V
- Complete galvanic isolation
- Input reverse-polarity protected
- ATEX, IECEx, UL, cFM_{us} , TR CU, NEPSI, KOSHA
- Installation in zone 2

Dimensions

Type	IM31-11EX-U
ID	7506327
Nominal voltage	
Nominal voltage	Universal voltage supply unit
Operating voltage	20...250 VAC
Frequency	40...70 Hz
Operating voltage U_s	20...125 VDC
Power consumption	≤ 2.2 W
Voltage input	
Voltage input	0/2...10 VDC
Input resistance (voltage)	≥ 50 kΩ
Input current	0/4...20 mA
Input resistance (current)	≤ 50 Ω
Output circuits	
Output voltage	0/2...10 V
Load resistance voltage output	≥ 0.5 kΩ
Response characteristic	
Rise time (10...90 %)	≤ 50 ms
Fall time (90...10 %)	≤ 50 ms
Measuring accuracy (including linearity, hysteresis and repeatability)	≤ 0.1 % of full scale
Reference temperature	23 °C
Temperature drift	≤ 0.01 % of full scale/K
Galvanic isolation	
Test voltage	2.5 kV RMS
Important note	
Important note	For Ex-applications the values specified in the corresponding Ex certificates (ATEX, IECEx, UL, etc.) apply.
Ex approval acc. to conformity certificate	TÜV 04 ATEX 2679
Application area	II (1) G; II (1) D
Ignition protection category	[Ex ia Ga] IIC/IIB; [Ex ia Da] IIIC
Ex approval acc. to conformity certificate	TÜV 06 ATEX 553387 X
Application area	II 3 G
Ignition protection type	Ex nA [ic Gc] IIC/IIB T4 Gc
Characteristic	linear
Displays/Operating elements	
Operational readiness	Green
Mechanical data	
Protection class	IP20
Flammability class acc. to UL 94	V-0
Ambient temperature	-25...+70 °C
	-25 ... +60 °C für UL, FM
Storage temperature	-40...+80 °C
Dimensions	104 x 18 x 110 mm
Weight	141 g
Mounting instructions	DIN rail (NS35) or panel
Housing material	Plastic, Polycarbonate/ABS
Electrical connection	4 × 3-pin removable terminal blocks, reverse polarity protected, screw terminal
Terminal cross-section	1 × 2.5 mm ² /2 × 1.5 mm ²
Tightening torque	0.5 Nm



Accessories

Type code	Ident-No.		Dimension drawing
IM-CC-3X2BU/2BK	6900475	Cage clamp terminals for IM modules (Ex-devices with 18 mm overall width); includes: 2 pcs. 3-pin blue terminals and 2 pcs. 3-pin black terminals.	