
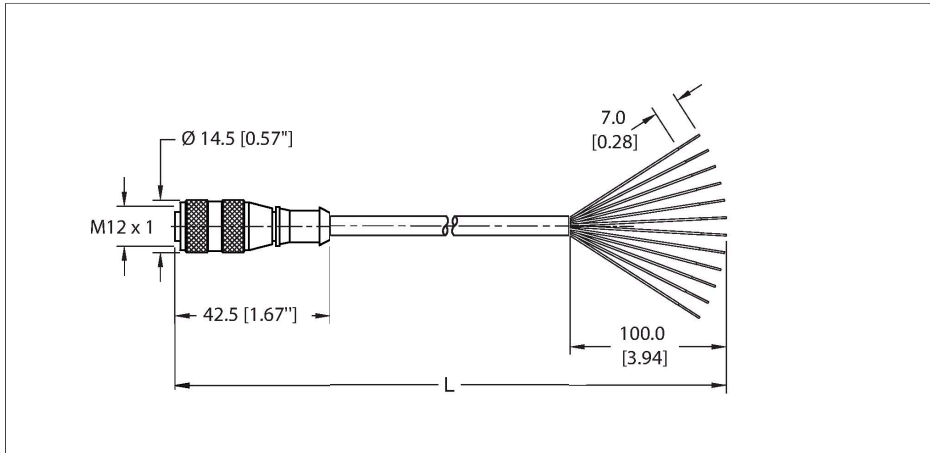


RK 12T-x/S90

Actuator and Sensor Cable – Connection Cable



Technical data

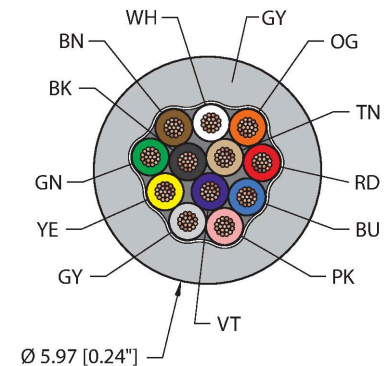
Type	RK 12T-x/S90
ID	777002427
Connector A	Female, M12 × 1, Straight, A-code
Design specification	Acc. to IEC 61076-2-101
Number of contacts	12
Contacts	Brass, CuZn, Gold-plated
Contact carriers	Plastic, Nylon or TPU, Black
Connector body	Plastic, TPU, Yellow
Coupling nut	Brass, CuZn, Nickel-plated
Connector seal	O-ring, Plastic, FKM/FPM
Tightening torque (range)	0.8 ... 1 Nm (note max. torque of mating connector!)
Mechanical life	> 100 Mating cycles
Pollution degree	3
Protection class (When coupled)	IP68, IP69K
	NEMA: 1, 3, 4, 6P
Cable data	
Cable ID	RF50990
Total number of conductors	12
Cable diameter	Ø 5.97 mm
Cable jacket	TPU, Gray
Conductor diameter	0.038 "
Conductor material	TC (tinned copper)
Conductor insulation material	SR-PVC
Conductor size	12 x 24 AWG [Similar to 0.25 mm²]

Features



- M12, Female, Straight, 12-pin
- General Purpose Cable
- TPU jacket, Gray, 12X24 AWG
- -40 Cold Bend Rating
- Flame Ratings: UL1061, CSA FT1

Cable cross section



Contact assignment

Technical data

Number of strands x O.D.	19 x 36 AWG
Conductor colors	WH, BN, GN, YE, GY, PK, BU, RD, OG, TN, BK, VT
Electrical properties at +20 °C	
Rated voltage	30 V
Current	2 A
Mechanical and chemical properties	
Bending radius (static)	≥ 5 x Ø
Bending radius (dynamic)	≥ 10 x Ø
UL cold bend rating	-40 °C
Ambient temperature range (static)	-40...+90 °C
Ambient temperature range (dynamic)	-40...+90 °C
Temperature range (installation)	-20...+90 °C
Approval	
Approvals	UL 2238 CSA C22.2 No. 182.3 CE UKCA RoHS
Note	

- Flex ratings may be reduced if used in extreme temperatures, exposure to certain chemicals, operating above the rated cycle speed, or operating below the rated cable bend radius.
- We reserve the right to make technical alterations without prior notice.

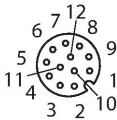
Accessories

TORQUE-WRENCH-SET-M12-LEGACY

A900153

Adjustable torque driver to connect to a Ø15mm knurl. Compatible with the redesigned and legacy M12 cordsets. Includes (1) adjustable torque driver, (1) adjustment tool, (1) 1/4"square to 4mm hex adaptor bit, and (1) Ø15mm spring loaded clamp bit

Connector A



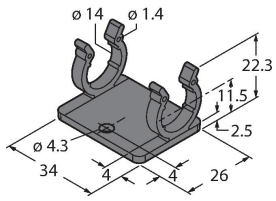
Circuit Diagram

1	WH
2	BN
3	GN
4	YE
5	GY
6	PK
7	BU
8	RD
9	OG
10	TN
11	BK
12	VT

Accessories

M12-CORDSETS-MOUNTING-CLIP-(10/BAG)

100016882



10 Pack of black mounting clips and M4x8mm mounting screws, used to secure cable to cable connection points.