
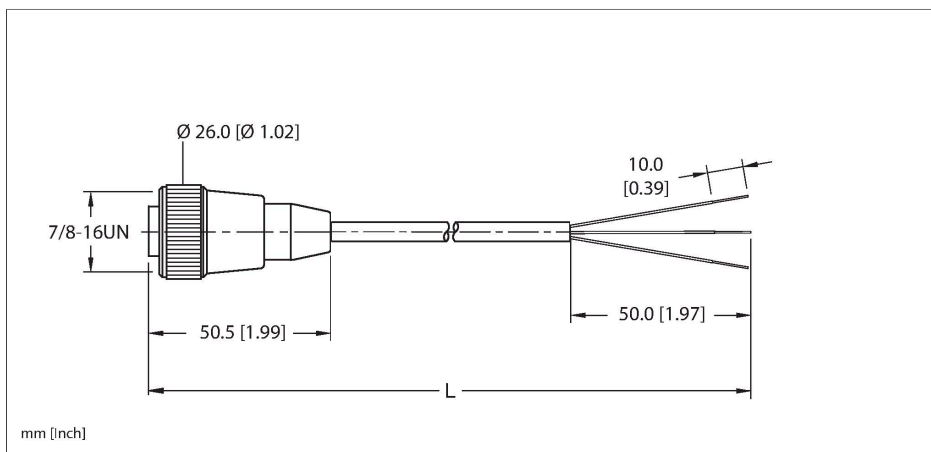


# RKM 311-xM/S1587

## Actuator and Sensor Cable – Connection Cable



### Technische Daten

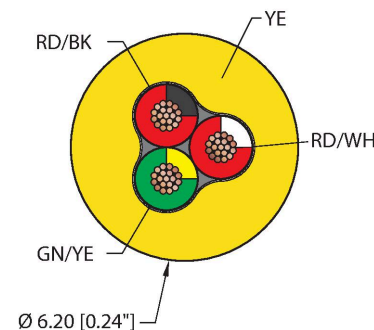
Type	RKM 311-xM/S1587
ID	777008036
Special version	S1587 = Weldlife cable
Connector A	Female, 7/8"-16 UN, Straight
Number of contacts	3
Contacts	Brass, CuZn, Gold-plated
Contact carriers	Plastic, TPU, Yellow
Connector body	Plastic, TPU, Yellow
Coupling nut	Brass, CuZn, Nickel-plated
Tightening torque	2 Nm
Mechanical life	> 100 Mating cycles
Pollution degree	3
Protection class (When coupled)	IP67, IP68, IP69, IP69K
	NEMA: 1, 3, 4, 6P, 12
<b>Cable data</b>	
Cable ID	RF50957
Total number of conductors	3
Cable diameter	Ø 6.2 mm
Cable jacket	TPE, Yellow
Conductor diameter	0.076 "
Conductor material	TC (tinned copper)
Conductor insulation material	PVC
Conductor size	3 x 18 AWG [Similar to 0.75 mm²]
Number of strands x O.D.	19 x 0.0092 "

### Features



- 7/8" Female, Straight, 3-pin
- Instrumentation Tray Cable
- Yellow TPE jacket, 3X18 AWG
- Sunlight Resistant
- -40 Cold Bend Rating
- Oil Resistant
- Flame Ratings: UL 1685 FT4, UL1061, CSA FT4
- Flexlife® and C-Track Approved

### Cable cross section

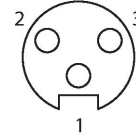


### Contact assignment

## Technische Daten

Conductor colors	GN/YE, RD/BK, RD/WH
<b>Electrical properties at +20 °C</b>	
Rated voltage	300 V
Current	9 A
<b>Mechanical and chemical properties</b>	
Bending radius (static)	≥ 5 x Ø
Bending radius (dynamic)	≥ 10 x Ø
UL cold bend rating	-40 °C
Flex rating 20 x Ø	10 million cycles
	*When properly installed @ 20°C, 50%RH, and a cycle speed of ≤0.5 cycles per second.
C-Track	Yes
Ambient temperature range (static)	-40...+105 °C
Ambient temperature range (dynamic)	5...+105 °C
Temperature range (installation)	-10...+105 °C
<b>Approval</b>	
Approvals	UL 2238 CSA C22.2 No. 182.3 CE RoHS
<b>Note</b>	
	- Flex ratings may be reduced if used in extreme temperatures, exposure to certain chemicals, operating above the rated cycle speed, or operating below the rated cable bend radius.
	- We reserve the right to make technical alterations without prior notice.

Connector A



Circuit Diagram

