
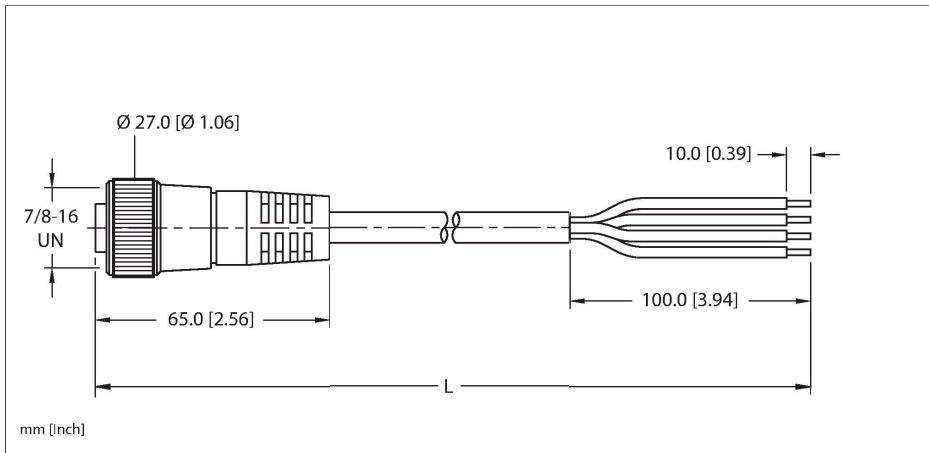


# RKM 44-\*M/S4000

## Power Cordset – Connection Cable



### Technical data

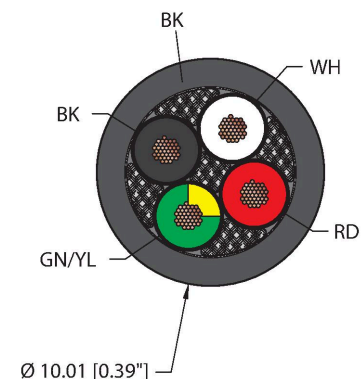
Type	RKM 44-*M/S4000
ID	777023896
Special version	S4000 = TC-ER cable
Connector A	Female, 7/8"-16 UN, Straight
Number of contacts	4
Contacts	Brass, CuZn, Gold-plated
Contact carriers	Plastic, PVC, Black
Connector body	Plastic, PVC, Black
Coupling nut	Brass, CuZn, Nickel-plated
Tightening torque	2 Nm
Mechanical life	> 100 Mating cycles
Pollution degree	3
Protection class (When coupled)	IP67, IP68, IP69, IP69K
	NEMA: 1, 3, 4, 6P, 12
<b>Cable data</b>	
Cable ID	RF51750
Total number of conductors	4
Cable diameter	Ø 10.01 mm
Cable jacket	PVC, Black
Conductor diameter	0.12 "
Conductor material	BC (bare copper)
Conductor insulation material	PVC/Nylon (Nylon overcoat)
Conductor size	4 x 14 AWG [Similar to 2.50 mm <sup>2</sup> ]
Number of strands x O.D.	41 x 30 AWG

### Features



- 7/8" Female, Straight, 4-pin
- Power Tray/Exposed Run/Direct Burial Cable
- Black PVC jacket, 4X14 AWG
- Sunlight Resistant
- -40 Cold Bend Rating
- Oil Resistant
- Flame Ratings: UL 1685 FT4, UL 1061, CSA FT1, CSA FT4

### Cable cross section



### Contact assignment

**Technical data**

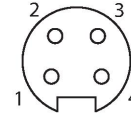
Conductor colors	BK, WH, RD, GN/YE
<b>Electrical properties at +20 °C</b>	
Rated voltage	600 V
Current	18 A
<b>Mechanical and chemical properties</b>	
Bending radius (static)	≥ 5 x Ø
Bending radius (dynamic)	≥ 15 x Ø
UL cold bend rating	-40 °C
Ambient temperature range (static)	-40...+90 °C
Ambient temperature range (dynamic)	5...+90 °C
Temperature range (installation)	-10...+90 °C
<b>Approval</b>	
Approvals	UL 2237
<b>Note</b>	

- CAUTION: RISK OF ELECTRICAL SHOCK. DO NOT DISCONNECT UNDER LOAD.

- Flex ratings may be reduced if used in extreme temperatures, exposure to certain chemicals, operating above the rated cycle speed, or operating below the rated cable bend radius.

- We reserve the right to make technical alterations without prior notice.

Connector A



**Circuit Diagram**

