
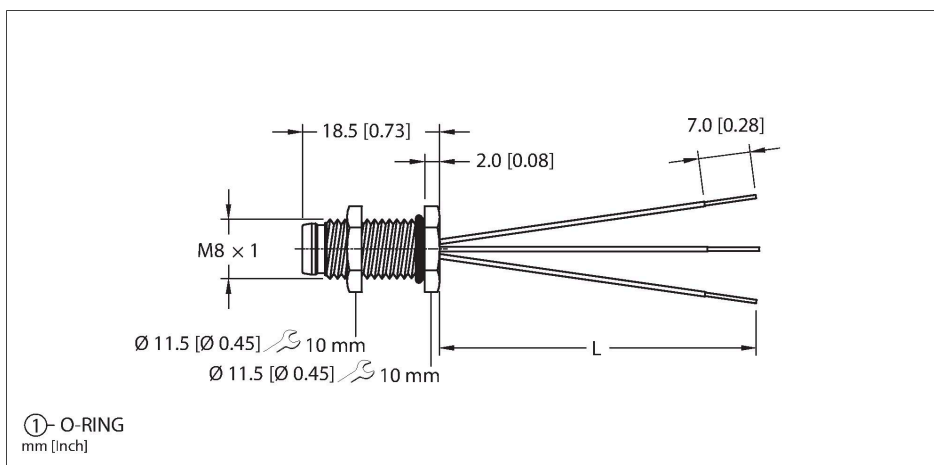


## MFS 3F-0.3

## Actuator and Sensor Receptacle – Rear Mount Threaded or Snap Connection



## Technical data

Type	MFS 3F-0.3
ID	U-09212
Connector A	Male, M8 × 1
Design specification	Acc. to IEC 61076-2-104
Number of contacts	3
Contacts	Brass, CuZn, Gold-plated
Contact carriers	Plastic, Nylon or TPU, Black
Housing material/finish	Brass, CuZn, Nickel-plated
Tightening torque (range)	0.4 ... 0.8 Nm (note max. torque of mating connector!)
Mounting orientation	Rear mount
Panel seal	O-ring, Plastic, NBR
Mounting thread	M8 × 1
Locknut	Brass, CuZn, Nickel-plated
Receptacle mounting torque	1.4...6.8 Nm
Mechanical life	> 100 Mating cycles
Pollution degree	3
Protection class (When coupled)	IP67
	NEMA: 1, 3, 4, 6P
Total number of conductors	3
Length (L)	0.3 m, (+50mm or 4% of length/-0.0, Whichever is greater)
Conductor material	TC (tinned copper)

## Features



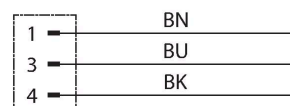
- Male M8 picofast Receptacle
- M8, Male, 3-pin
- Mounting thread: M8 × 1

## Contact assignment

Connector A



### Circuit Diagram



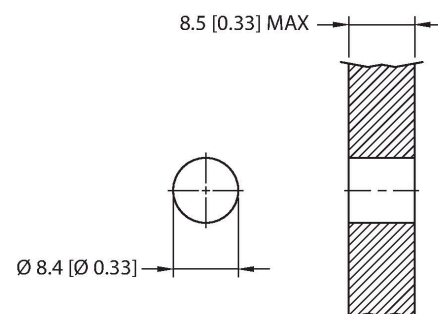
## Technical data

Conductor insulation material	PVC
Conductor size	3 x 24 AWG [Similar to 0.25 mm²]
Conductor colors	BN, BU, BK
<b>Electrical properties at +20 °C</b>	
Rated voltage	125 VAC/DC
Current	4 A
<b>Mechanical and chemical properties</b>	
Ambient temperature range (static)	-30...+105 °C
Approvals	CSA C22.2 No. 182.3 CE RoHS UL Listed

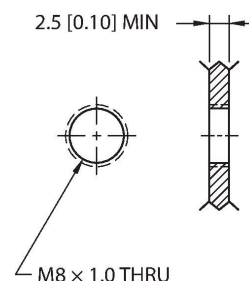
### Note

- We reserve the right to make technical alterations without prior notice.

## Mounting hole - Through



## Mounting hole - Threaded



## Rear-mounted

