
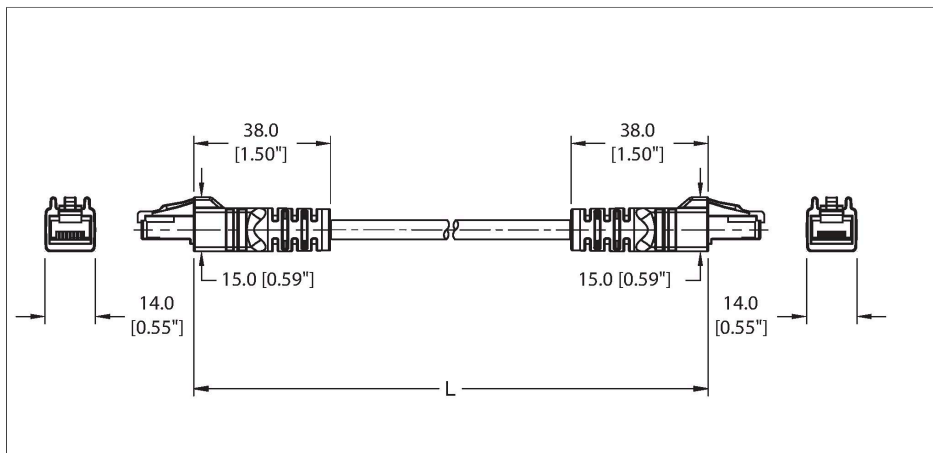


RJ45S RJ45S 441-60M

Industrial Ethernet Cable – Extension Cable



Technische Daten

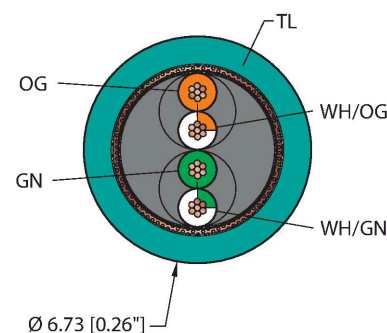
Type	RJ45S RJ45S 441-60M
ID	U-25849
Connector A	Male, RJ45, Straight
Number of contacts	8
Contacts	Bronze, CuSn, Gold-plated
Contact carriers	Plastic, PC, Transparent
Connector body	Plastic, TPU, Black
Protection class (When coupled)	IP20
	NEMA: 1
Connector B	Male, RJ45, Straight
Number of contacts	8
Contacts	Bronze, CuSn, Gold-plated
Contact carriers	Plastic, PC, Transparent
Connector body	Plastic, TPU, Black
Protection class (When coupled)	IP20
	NEMA: 1
Cable data	
Cable ID	RF51211
Fieldbus	Ethernet, 441
Total number of conductors	4
Cable diameter	Ø 6.73 mm
Length (L)	60 m
Cable jacket	TPE, Teal

Features



- RJ45, Male, Straight, 8-pin, Shielded
- RJ45, Male, Straight, 8-pin, Shielded
- Industrial Ethernet Cable
- fieldbus type: Ethernet CAT5E, Teal TPE jacket, shielded, 2UTPX24 AWG
- -40 Cold Bend Rating
- Flame Ratings: UL 1685, UL1061
- Flexlife® and C-Track Approved

Cable cross section

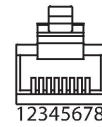


Contact assignment

Technische Daten

Shielding	Aluminum/polyester (OUT), 38 AWG, TC (Tinned Copper), 75% coverage
Conductor material	TC (tinned copper)
Conductor colors	OG, WH/OG, GN, WH/GN
Sub assembly 1	
Description of assembly	UTP (Unshielded Twisted Pair)
Number of pairs	2
Conductor diameter	0.048 "
Conductor insulation material	HDPE
Cable conductor cross-section	2x24 AWG [Similar to 0.25 mm ²]
Number of strands x O.D.	7x32 AWG
Electrical properties at +20 °C	
Rated voltage	42 V
Current	1.5 A
Mechanical and chemical properties	
Bending radius (static)	≥ 4 x Ø
Bending radius (dynamic)	≥ 10 x Ø
Bending radius (C-track)	≥ 4 In.
Bending cycles (C-track)	35 Million *
Torsional stress	± 270 °/m
Torsion rating	Max. 3 million
Torsional stress	52 Cycles/min
UL cold bend rating	-40 °C
	*When properly installed @ 20°C, 50%RH, and a cycle speed of ≤0.5 cycles per second.
C-Track	Yes
Ambient temperature range (static)	-40...+80 °C
Ambient temperature range (dynamic)	5...+80 °C
Temperature range (installation)	-10...+80 °C
Approval	
Approvals	UL Listed CE UKCA RoHS
Note	
	- Flex ratings may be reduced if used in extreme temperatures, exposure to certain chemicals, operating above the rated cycle speed, or operating below the rated cable bend radius.

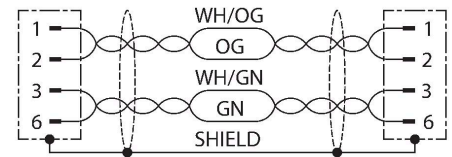
Connector A



Connector B



Circuit Diagram



Technische Daten

- We reserve the right to make technical alterations without prior notice.
