
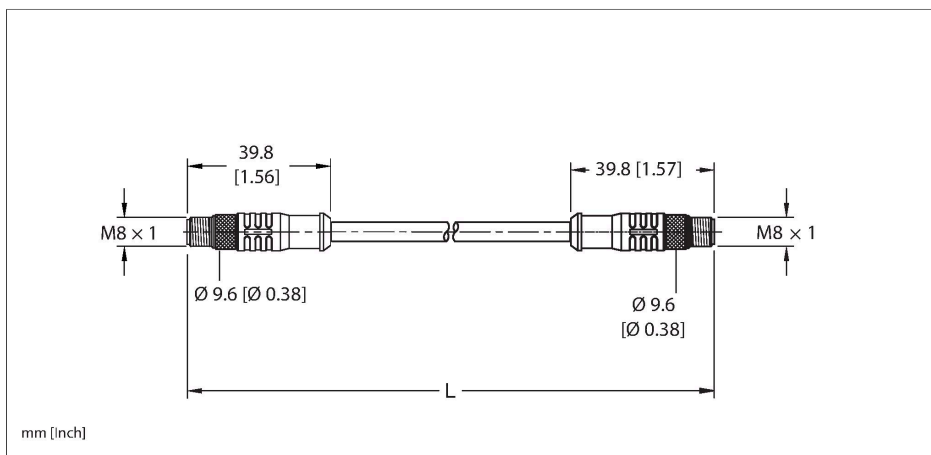


PSGS 4M PSGS 4M 4413-2M

Industrial Ethernet Cable – Extension Cable



Technische Daten

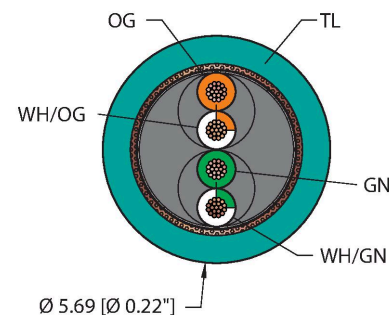
Type	PSGS 4M PSGS 4M 4413-2M
ID	U-59336
Connector A	Male, M8 × 1, Straight
Design specification	Acc. to IEC 61076-2-104
Number of contacts	4
Contacts	Brass, CuZn, Gold-plated
Contact carriers	Plastic, Nylon or TPU, Black
Connector body	Plastic, TPU, Yellow
Coupling nut	Brass, CuZn, Nickel-plated
Mechanical life	> 100 Mating cycles
Pollution degree	3
Protection class (When coupled)	IP68
Connector B	Male, M8 × 1, Straight
Design specification	Acc. to IEC 61076-2-104
Number of contacts	4
Contacts	Brass, CuZn, Gold-plated
Contact carriers	Plastic, Nylon or TPU, Black
Connector body	Plastic, TPU, Yellow
Coupling nut	Brass, CuZn, Nickel-plated
Tightening torque	0.4 ... 0.8 Nm (note max. torque of mating connector!)
Mechanical life	> 100 Mating cycles
Pollution degree	3
Protection class (When coupled)	IP68

Features



- M8 male connector, straight, 4-pin
- M8 male connector, straight, 4-pin
- Shielding on coupling nut/screw
- Jacket material: TPU
- Jacket color: green
- Jacket diameter: 5.7 mm
- M8, Male, Straight, 4-pin
- Threaded Connector
- M8, Male, Straight, 4-pin
- Threaded Connector
- Shielded to coupling nut
- Industrial Ethernet Cable
- TPU jacket, Teal, shielded, 2UTPX26 AWG-40 Cold Bend Rating
- Flexlife® and C-Track Approved

Cable cross section



Technische Daten

Cable data	
Cable ID	RF52602
Fieldbus	Ethernet, 4413/4410
Total number of conductors	4
Cable diameter	Ø 5.69 mm
Length (L)	2 m, (+50mm or 4% of length/-0.0, Whichever is greater)
Cable jacket	TPU, Teal
Shielding	Aluminum/polyester (OUT), 38 AWG, TC (Tinned Copper), 75% coverage
Conductor material	TC (tinned copper)
Conductor size	4
Conductor colors	OG, WH/OG, GN, WH/GN
Sub assembly 1	
Description of assembly	UTP (Unshielded Twisted Pair)
Number of pairs	2
Conductor diameter	0.037 "
Conductor insulation material	HDPE
Cable conductor cross-section	2x26 AWG [Similar to 0.14 mm ²]
Number of strands x O.D.	19x38 AWG
Electrical properties at +20 °C	
Rated voltage	60 VAC/DC
Current	1.5 A
Mechanical and chemical properties	
Bending radius (static)	≥ 4 x Ø
Bending radius (dynamic)	≥ 10 x Ø
Bending radius (C-track)	≥ 4 In.
Bending cycles (C-track)	15 Million *
Torsional stress	± 360 °/m
Torsion rating	Max. 5 million
Torsional stress	52 Cycles/min
UL cold bend rating	-40 °C
	*When properly installed @ 20°C, 50%RH, and a cycle speed of ≤0.5 cycles per second.
C-Track	Yes
Ambient temperature range (static)	-40...+80 °C
Ambient temperature range (dynamic)	5...+80 °C
Temperature range (installation)	-10...+80 °C


Contact assignment

Connector A

Connector B



Circuit Diagram



Technische Daten

Approval

Approvals

RoHS
CE

Note

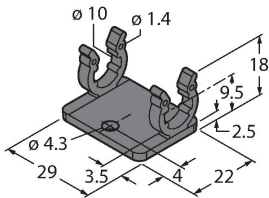
- Flex ratings may be reduced if used in extreme temperatures, exposure to certain chemicals, operating above the rated cycle speed, or operating below the rated cable bend radius.

- We reserve the right to make technical alterations without prior notice.

Montagezubehör

M8-CORDESETS-MOUNTING-CLIP-(10/BAG)

200005995



10 Pack of black mounting clips and M4x8mm mounting screws, used to secure cable to cable connection points.