
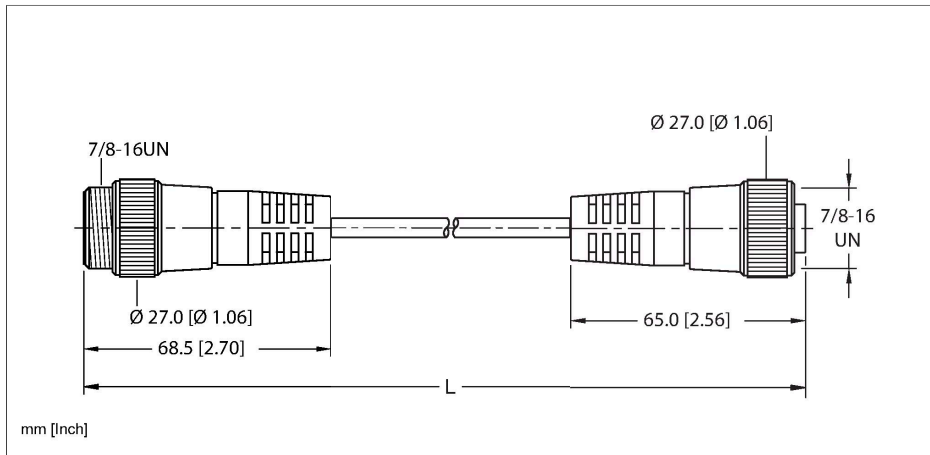


RSM RKM 56-7M

Actuator and Sensor Cable – Extension Cable



Technische Daten

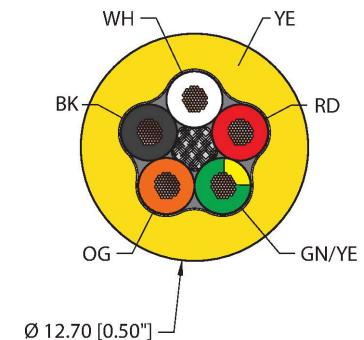
| | |
|---------------------------------|------------------------------|
| Type | RSM RKM 56-7M |
| ID | U2293-7 |
| Connector A | Male, 7/8"-16 UN, Straight |
| Number of contacts | 5 |
| Contacts | Brass, CuZn, Gold-plated |
| Contact carriers | Plastic, TPU, Yellow |
| Connector body | Plastic, TPU, Yellow |
| Coupling nut | Brass, CuZn, Nickel-plated |
| Tightening torque | 2 Nm |
| Mechanical life | > 100 Mating cycles |
| Pollution degree | 3 |
| Protection class (When coupled) | IP67, IP68, IP69, IP69K |
| | NEMA: 1, 3, 4, 6P, 12 |
| Connector B | Female, 7/8"-16 UN, Straight |
| Number of contacts | 5 |
| Contacts | Brass, CuZn, Gold-plated |
| Contact carriers | Plastic, TPU, Yellow |
| Connector body | Plastic, TPU, Yellow |
| Coupling nut | Brass, CuZn, Nickel-plated |
| Tightening torque | 2 Nm |
| Mechanical life | > 100 Mating cycles |
| Pollution degree | 3 |
| Protection class (When coupled) | IP67, IP68, IP69, IP69K |
| | NEMA: 1, 3, 4, 6P, 12 |

Features



- 7/8" Male, Straight, 5-pin
- 7/8" Female, Straight, 5-pin
- Flexible Service Cable
- Yellow PVC jacket, 5X16 AWG
- Sunlight Resistant
- -40 Cold Bend Rating
- Oil Resistant
- Flame Ratings: UL 1100, CSA FT2

Cable cross section

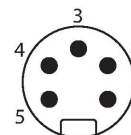


Contact assignment

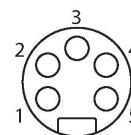
Technische Daten

| Cable data | |
|-------------------------------------|--|
| Cable ID | RF50539 |
| Total number of conductors | 5 |
| Cable diameter | Ø 12.7 mm |
| Length (L) | 7 m, (+50mm or 4% of length/-0.0, Whichever is greater) |
| Cable jacket | PVC, Yellow |
| Conductor diameter | 0.12 " |
| Conductor material | BC (bare copper) |
| Conductor insulation material | PVC |
| Conductor size | 5 x 16 AWG [Similar to 1.50 mm ²] |
| Number of strands x O.D. | 65 x 34 AWG |
| Conductor colors | WH, RD, GN/YE, OG, BK |
| Electrical properties at +20 °C | |
| Rated voltage | 600 V |
| Current | 10 A |
| Mechanical and chemical properties | |
| Bending radius (static) | ≥ 5 x Ø |
| Bending radius (dynamic) | ≥ 10 x Ø |
| UL cold bend rating | -40 °C |
| Ambient temperature range (static) | -40...+105 °C |
| Ambient temperature range (dynamic) | 5...+105 °C |
| Temperature range (installation) | -10...+105 °C |
| Approval | |
| Approvals | UL 2238 CSA C22.2 No. 182.3 CE UKCA RoHS |
| Note | |
| | - Flex ratings may be reduced if used in extreme temperatures, exposure to certain chemicals, operating above the rated cycle speed, or operating below the rated cable bend radius. |
| | - We reserve the right to make technical alterations without prior notice. |

Connector A



Connector B



Circuit Diagram

