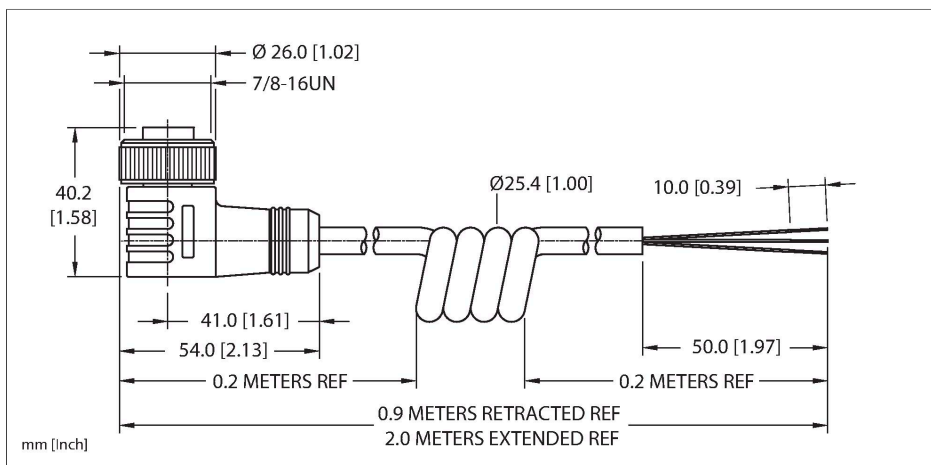


WKM 30-2M/S90-SP

Power Cordset – Connection Cable

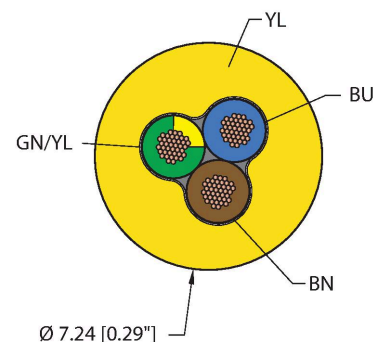


Features



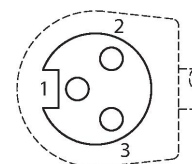
- 7/8" Female, Right-angle, 3-pin
- General Purpose Cable
- Yellow TPU jacket, 3X18 AWG

Cable cross section



Contact assignment

Connector A



Circuit Diagram



Technical data

Type	WKM 30-2M/S90-SP
ID	U2310-12
Special version	S90-SP = TPU cable jacket - coil cable
Connector A	Female, 7/8"-16 UN, Right angle
Number of contacts	3
Contacts	Brass, CuZn, Gold-plated
Contact carriers	Plastic, TPU, Yellow
Connector body	Plastic, TPU, Yellow
Coupling nut	Brass, CuZn, Nickel-plated
Tightening torque	2 Nm
Mechanical life	> 100 Mating cycles
Pollution degree	3
Protection class (When coupled)	IP67, IP68, IP69, IP69K
	NEMA: 1, 3, 4, 6P, 12
Cable data	
Cable ID	RF50545
Total number of conductors	3
Cable diameter	Ø 7.24 mm
Length (L)	2 m, (+50mm or 4% of length/-0.0, Whichever is greater)
Cable jacket	TPU, Yellow
Conductor diameter	0.076 "
Conductor material	BC (bare copper)
Conductor insulation material	PVC

Technical data

Conductor size	3 x 18 AWG [Similar to 0.75 mm ²]
Number of strands x O.D.	41 x 0.0092 " x 34 AWG
Conductor colors	BU, BN, GN/YE
Electrical properties at +20 °C	
Rated voltage	300 V
Current	9 A
Mechanical and chemical properties	
Bending radius (static)	≥ 5 x Ø
Bending radius (dynamic)	≥ 10 x Ø
UL cold bend rating	-40 °C
Ambient temperature range (static)	-40...+90 °C
Ambient temperature range (dynamic)	5...+90 °C
Temperature range (installation)	-10...+90 °C
Approval	
Approvals	UL 2238 CSA C22.2 No. 182.3 CE RoHS
Note	
	- CAUTION: RISK OF ELECTRICAL SHOCK. DO NOT DISCONNECT UNDER LOAD.
	- Flex ratings may be reduced if used in extreme temperatures, exposure to certain chemicals, operating above the rated cycle speed, or operating below the rated cable bend radius.
	- We reserve the right to make technical alterations without prior notice.