
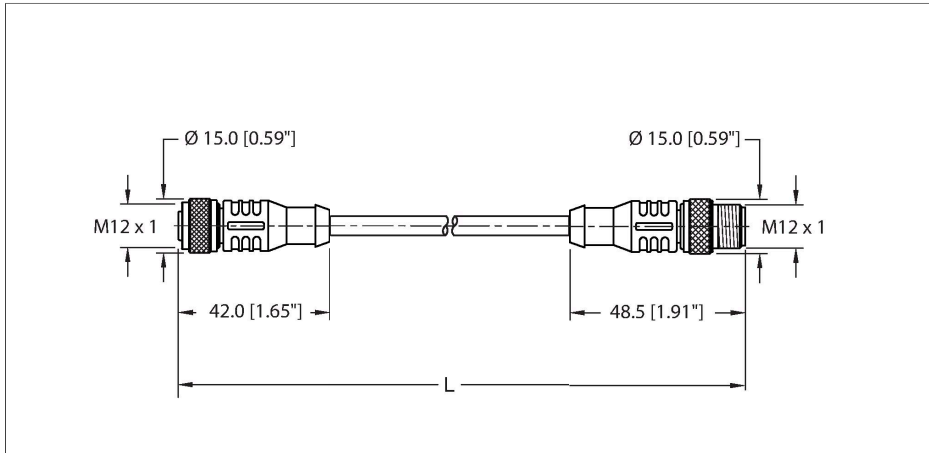


RK 4.5T-2-RS 4.5T/S2501 Actuator and Sensor Cable – Extension Cable



Technische Daten

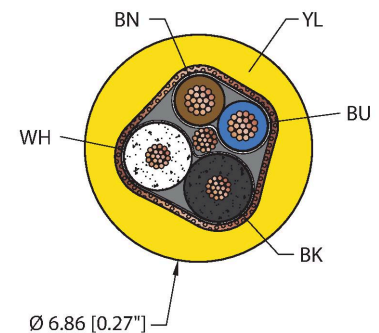
Type	RK 4.5T-2-RS 4.5T/S2501
ID	U3-01243
Connector A	Female, M12 × 1, Straight, A-code
Design specification	Acc. to IEC 61076-2-101
Number of contacts	5
Contacts	Brass, CuZn, Gold-plated
Contact carriers	Plastic, Nylon or TPU, Black
Connector body	Plastic, TPU, Black
Coupling nut	Brass, CuZn, Nickel-plated
Connector seal	O-ring, Plastic, FKM/FPM
Tightening torque (range)	0.8 ... 1 Nm (note max. torque of mating connector!)
Mechanical life	> 100 Mating cycles
Pollution degree	3
Protection class (When coupled)	IP68, IP69K NEMA: 1, 3, 4, 6P
Connector B	Male, M12 × 1, Straight, A-code
Design specification	Acc. to IEC 61076-2-101
Number of contacts	5
Contacts	Brass, CuZn, Gold-plated
Contact carriers	Plastic, Nylon or TPU, Yellow
Connector body	Plastic, TPU, Black
Coupling nut	Brass, CuZn, Nickel-plated
Tightening torque	0.8 ... 1 Nm (note max. torque of mating connector!)

Features



- M12, Female, Straight, 5-pin
- M12, Male, Straight, 5-pin
- Yellow PVC jacket, shielded, 1STPX22+1STPX24 AWG
- -40 Cold Bend Rating
- Flame Ratings: UL 1685 FT4, UL1061, CSA FT4

Cable cross section



Contact assignment

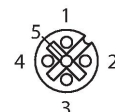
RK 4.5T-2-RS 4.5T/S2501 | 21-02-2025 22-17 | Technische Änderungen vorbehalten

Technische Daten

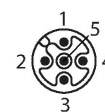
Mechanical life	> 100 Mating cycles
Pollution degree	3
Protection class (When coupled)	IP68, IP69K
	NEMA: 1, 3, 4, 6P

Cable data	
Cable ID	RF52480
Total number of conductors	4
Cable diameter	Ø 6.86 mm
Length (L)	2 m, (+50mm or 4% of length/-0.0, Whichever is greater)
Cable jacket	PVC, Yellow
Shielding	36 AWG, TC (Tinned Copper), 65% coverage, 24 AWG, TC (Tinned Copper)
Conductor material	TC (tinned copper)
Conductor colors	BU, BN, WH, BK
Description of assembly	STP (Shielded Twisted Pair)
Number of pairs	1
Conductor diameter	0.048 "
Conductor insulation material	PVC
Assembly foil	Foil (OUT)
Cable conductor cross-section	2x22 AWG [Similar to 0.34 mm ²]
Number of strands x O.D.	19x0.0058 "
Description of assembly	STP (Shielded Twisted Pair)
Number of assemblies	1
Conductor diameter	0.075 "
Conductor insulation material	Foamed HDPE
Assembly foil	Foil (OUT)
Cable conductor cross-section	2x24 AWG [Similar to 0.25 mm ²]
Number of strands x O.D.	19x0.005
Electrical properties at +20 °C	
Rated voltage	250 V
Current	4 A
Mechanical and chemical properties	
Bending radius (static)	≥ 5 x Ø
Bending radius (dynamic)	≥ 15 x Ø
UL cold bend rating	-40 °C
Ambient temperature range (static)	-40...+80 °C
Ambient temperature range (dynamic)	5...+80 °C
Temperature range (installation)	-10...+80 °C

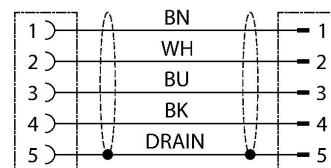
Connector A



Connector B



Circuit Diagram



Technische Daten

Approval

Approvals	UL 2238 CSA C22.2 No. 182.3 CE UKCA RoHS
-----------	--

Note

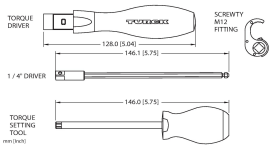
- Flex ratings may be reduced if used in extreme temperatures, exposure to certain chemicals, operating above the rated cycle speed, or operating below the rated cable bend radius.

- We reserve the right to make technical alterations without prior notice.

Montagezubehör

TORQUE-WRENCH-SET-M12-LEGACY

A900153

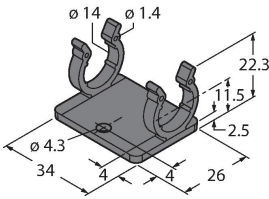


Adjustable torque driver to connect to a Ø15mm knurl. Compatible with the redesigned and legacy M12 cordsets. Includes (1) adjustable torque driver, (1) adjustment tool, (1) 1/4" square to 4mm hex adaptor bit, and (1) Ø15mm spring loaded clamp bit

Montagezubehör

M12-CORDSETS-MOUNTING-CLIP-(10/BAG)

100016882



10 Pack of black mounting clips and M4x8mm mounting screws, used to secure cable to cable connection points.