
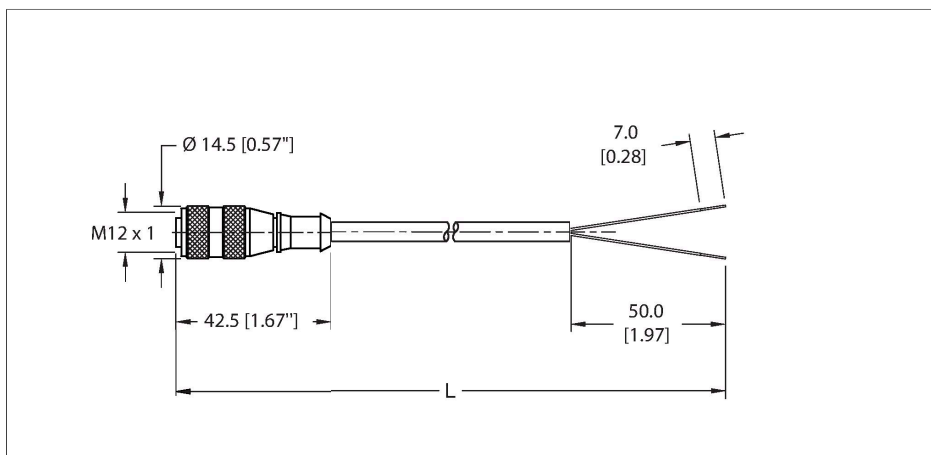


RK 4.2T-20/S90

Actuator and Sensor Cable – Connection Cable



Technische Daten

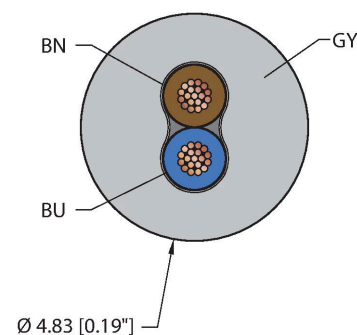
| | |
|---------------------------------|--|
| Type | RK 4.2T-20/S90 |
| ID | U99-11485 |
| Connector A | Female, M12 × 1, Straight, A-code |
| Design specification | Acc. to IEC 61076-2-101 |
| Number of contacts | 4 |
| Contacts | Brass, CuZn, Gold-plated |
| Contact carriers | Plastic, Nylon or TPU, Black |
| Connector body | Plastic, TPU, Yellow |
| Coupling nut | Brass, CuZn, Nickel-plated |
| Connector seal | O-ring, Plastic, FKM/FPM |
| Tightening torque (range) | 0.8 ... 1 Nm (note max. torque of mating connector!) |
| Mechanical life | > 100 Mating cycles |
| Pollution degree | 3 |
| Protection class (When coupled) | IP68, IP69K NEMA: 1, 3, 4, 6P |
| Cable data | |
| Cable ID | RF50772 |
| Total number of conductors | 2 |
| Cable diameter | Ø 4.83 mm |
| Length (L) | 20 m, (+50mm or 4% of length/-0.0, Whichever is greater) |
| Cable jacket | TPU, Gray |
| Conductor diameter | 0.055 " |
| Conductor material | TC (tinned copper) |

Features



- M12, Female, Straight, 2-pin
- General Purpose Cable
- TPU jacket, Gray, 2X20 AWG
- -40 Cold Bend Rating
- Flame Ratings: UL1061, CSA FT1
- Flexlife® and C-Track Approved

Cable cross section

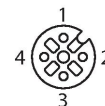


Contact assignment


Technische Daten

| | |
|---|--|
| Conductor insulation material | PVC |
| Conductor size | 2 x 20 AWG [Similar to 0.50 mm ²] |
| Number of strands x O.D. | 19 x 0.0073 " |
| Conductor colors | BN, BU |
| Electrical properties at +20 °C | |
| Rated voltage | 250 V |
| Current | 4 A |
| Mechanical and chemical properties | |
| Bending radius (static) | ≥ 5 x Ø |
| Bending radius (dynamic) | ≥ 10 x Ø |
| Torsion rating | Max. 20 million |
| UL cold bend rating | -40 °C |
| Flex rating 10 x Ø | 20 million cycles |
| | *When correctly installed at 20 °C, 50 % RH. |
| C-Track | Yes |
| Ambient temperature range (static) | -40...+90 °C |
| Ambient temperature range (dynamic) | -40...+90 °C |
| Temperature range (installation) | -20...+90 °C |
| Approval | |
| Approvals | UL 2238 CSA C22.2 No. 182.3 CE UKCA RoHS |

Connector A



Circuit Diagram



Note

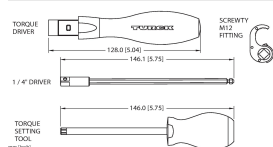
- Flex ratings may be reduced if used in extreme temperatures, exposure to certain chemicals, operating above the rated cycle speed, or operating below the rated cable bend radius.

- We reserve the right to make technical alterations without prior notice.

Montagezubehör

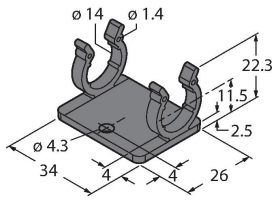
TORQUE-WRENCH-SET-M12-LEGACY

A900153



Adjustable torque driver to connect to a Ø15mm knurl. Compatible with the redesigned and legacy M12 cordsets. Includes (1) adjustable torque driver, (1) adjustment tool, (1) 1/4" square to 4mm hex adaptor bit, and (1) Ø15mm spring loaded clamp bit

Montagezubehör

M12-CORDSETS-MOUNTING-CLIP-(10/BAG)**100016882**

10 Pack of black mounting clips and M4x8mm mounting screws, used to secure cable to cable connection points.